




NLMi REFRIGERATOR INCUBATOR

NULINE
REFRIGERATION

FEATURES

- Top Mounted System
- Five (5) rows of PVC Coated Shelves behind each door
- Interior Lighting LED
- Castors
- Automatic Water Disposal
- Digital Display with Built-in Alarms
- Hi/Lo Readout



	2°C to 40°C
	400 L 700 L 1000 L
	600w x 620d x 1990h 870w x 700d x 1990h 1200w x 700d x 1990h

+61 3 9562 3355
info@nuline.au
www.nuline.au



NLMi REFRIGERATOR INCUBATOR



Model	NLMi400/1	NLMi700/1	NLMi1000/2
Gross Capacity	400 L	700 L	1000 L
External Dimensions in mm (w/d/h including castors)	600 x 620 x 1990	870 x 700 x 1990	1200 x 700 x 1990
Internal Dimensions in mm (w/d/h)	500 x 470 x 1490	770 x 550 x 1445	1100 x 550 x 1445
Packed Dimensions in mm (w/d/h including pallet)	700 x 720 x 2140	970 x 800 x 2140	1300 x 800 x 2140
Gross Weight - kg (packed weight)	97	107	137
Net Weight - kg	85	95	125
Voltage	240V		
Temperature Range	2°C to 40°C		
Ambient Temperature Range	10°C to 32°C		
Temperature Fluctuation	±1.5°C		
Refrigerant	R134a		
Cooling System / Defrost	Fan Forced / Automatic		
Exterior Cabinet Finish	White Colourbond		
Inner Liner Material	White Colourbond		
Door	Solid / Glass E-Glass		
Door Hinge	RH		LH / RH
Door Handle	Lockable		
Type of Controller	Digital / Microprocessor		
Temperature Display	External		
Data Logger	Optional		
Door Ajar Alarms	Optional		
High and Low Readout	Visual / Audible		
BMS Connectivity			
(BMS Connectivity for Remote Alarms only)	Optional		
(BMS Connectivity for 4-20mA Transmitter)	Optional		
Port Entry	Optional		
Battery Back-up for Controller	N/A		
Power Requirement	10amp GPO		
Castors	Yes		
Adjustable Shelves	5		
Usable Shelf Area in mm (w/d)	480 x 450	750 x 530	1080 x 530
Light	LED		

Nuline Refrigeration reserves the right to alter the specifications without prior notice.